

Check school website for the newsletters: www.yasschool.ae / Check Grade 8 Telegram Channel: <https://t.me/joinchat/AAAAAE7H945OZmSH9PPAXA>

Please join Yas School Elite Telegram: https://t.me/joinchat/AAAAAFXG0iBZ6T_DzayziA



Parents Weekly Newsletter

Grade 8 Main Stream & Elite



الصف الثامن – المسار العام والنخبة

TERM 2

Week 10

March 6-10

SUBJECT المادة		OBJECTIVES أهداف و مخرجات التعلم	Enrichment Homework 8A, 8B, 8C, 8D الواجبات الإثرائية Homework 8E,F,G,H الواجبات المنزلية	Assessment الامتحانات
English اللغة الإنجليزية	Ms. Passant 8A, 8B, 8C, 8D Passant.Massoud@ese.gov.ae	<ul style="list-style-type: none">➤ To practice for the writing exam.➤ To read texts about familiar topics for gist.➤ To identify the meaning of new words.➤ To use the grammatical structures in sentences.	<ul style="list-style-type: none">• ALEF lessons• Workbook• MyOn Reading• Study the words for the spelling test.	ESE FINAL Writing Exam
	Office Hour الساعة المكتبية Day: Friday اليوم: From: 08:45 am من: To: 09:95 am إلى:			

<p style="writing-mode: vertical-rl; transform: rotate(180deg);">English Elite اللغة الإنجليزية نخبه</p>	<p style="text-align: center;">Ms. Meryl 8E, 8F, 8G, 8H Meryl.francis@ese.gov.ae</p> <p>Office Hour الساعة المكتبية</p> <p>Day: Monday : اليوم</p> <p>From: 08:45 am من: من</p> <p>To: 14:30 pm إلى: إلى</p>	<p><u>Listening and Speaking</u></p> <ul style="list-style-type: none"> Listen and identify specific information in simple, extended texts on familiar and some unfamiliar concrete topics. Use simple and complex language structures when speaking. Read and understand details in simple, extended texts on familiar and some unfamiliar concrete topics. New vocabulary Construct meaningful sentences Infer the meaning of unknown words when listening to texts on familiar and concrete topics. Listen and understand the overall meaning of simple, extended texts on familiar and some unfamiliar concrete topics. Make connections when reading simple, extended texts on familiar and concrete topics Participate in structured discussions responding appropriately to the contributions of others. Express, elaborate on and justify own ideas 	<div style="text-align: center;">  </div> <ul style="list-style-type: none"> Workbook Textbooks Microsoft Teams My-On Reading LMS Study the words for the Spelling Quiz 	<div style="text-align: center;">  </div> <p style="text-align: center;">Weekly Quiz</p> <p><u>Spelling List</u></p> <ol style="list-style-type: none"> impossible answering informal apartment utilities politeness consideration multicultural energetic impression
<p style="writing-mode: vertical-rl; transform: rotate(180deg);">Math الرياضيات</p>	<p style="text-align: center;">Mr. Mohamed (8A, 8B) sabea2100@gmail.com</p> <p>Office Hour الساعة المكتبية</p> <p>Day: Friday : اليوم</p> <p>From: 11:30 am من: من</p> <p>To: 12:30 pm إلى: إلى</p>	<ul style="list-style-type: none"> Rotations Revision Dilations 	<p style="text-align: center;">ALEF The book practice</p>	<p style="text-align: center;"><u>Weekly Quiz</u> <u>Exit tickets</u></p>

<p>Math الرياضيات</p>	<p>Mr. Amal Elsadiq (8C, 8D) amal.eahmed@ese.gov.ae</p> <p>Office Hour الساعة المكتبية Day: Wednesday اليوم: From: 01:30 pm من: To: 02:30 pm إلى:</p>	<ul style="list-style-type: none"> • Dilations • Review 	<ul style="list-style-type: none"> • Completing ALEF lessons • LMS 	<p><u>Weekly Quiz</u> <u>Exit tickets</u></p>
<p>Math Elite الرياضيات النخبية</p>	<p>Mr. Hares (8E) hares.nouristani@ese.gov.ae</p> <p>Office Hour الساعة المكتبية Day: Friday اليوم: From: 08:00 am من: To: 09:30 pm إلى:</p>	<ul style="list-style-type: none"> • REVISION FOR EOT2 EXAM 	<ul style="list-style-type: none"> • LMS, REVEAL activities 	<ul style="list-style-type: none"> • REVISION
<p>Math Elite الرياضيات النخبية</p>	<p>Mr. Bibin (8F) bibin.kuriakose@ese.gov.ae</p> <p>Office Hour الساعة المكتبية Day: Friday اليوم: From: 11:30 am من: To: 12:30 pm إلى:</p>	<ul style="list-style-type: none"> • Revision (Part 2 and 3 of Exam coverage will be solved in the class) 	<ul style="list-style-type: none"> • Part 1 of exam coverage to be completed as home work. 	<p>Prepare for Term 2 EOT exam.</p>
<p>Math Elite الرياضيات النخبية</p>	<p>Ms. Khadija (8G, 8H) khadija.aalteneiji@ese.gov.ae</p> <p>Office Hour الساعة المكتبية Day: Tuesday اليوم: From: 08:00 am من: To: 08:45 am إلى:</p>	<p>Module 11 – Angles and Geometric Figures</p> <ul style="list-style-type: none"> • M11L7 – Precision and Accuracy • M11L8 – Representing Measurements 	<p><i>Khan Academy</i></p>	<p>Weekly quiz on Friday (3rd March) on M11L7 and M11L8.</p>
<p>Science العلوم</p>	<p>Mr. Ali (8A, 8B) ali.qadoura@ese.gov.ae</p> <p>Office Hour الساعة المكتبية Day: Monday اليوم: From: 10:00 am من: To: 10:40 am إلى:</p>	<p><u>Students will be learning:</u></p> <ul style="list-style-type: none"> • Refraction and lenses • What are the colors of light 	<p>Last call- please complete all Alef lessons before Saturday</p>	<p><u>Exit tickets</u></p>

<p>Science العلوم</p>	<p>Ms. Rula (8C) rula.abedulhafiz@ese.gov.ae</p> <p>Office Hour الساعة المكتبية Day: Tuesday اليوم: From: 8.30am من: To: 9.05 am إلى:</p>	<p>Students will be learning:</p> <ul style="list-style-type: none"> • What are the colors of light ? 	<ul style="list-style-type: none"> • Complete Alef lessons for the week. 	<p>Writing task</p>
<p>Science العلوم</p>	<p>Ms. Amal Awad (8D) amal.awad@ese.gov.ae</p> <p>Office Hour الساعة المكتبية Day: Tuesday اليوم: From: 13:30 pm من: To: 14:15 pm إلى:</p>	<p>Module: Light Reflection and mirrors Refraction and lenses Color of light</p>	<ul style="list-style-type: none"> • Complete Alef lessons & worksheet on inspire science 	<p>Activity/written Weekly Quiz</p>
<p>Science Elite العلوم نخبه</p>	<p>Mr. Prabhu (8E, 8F, 8G, 8H) prabhu.inbasekaran@ese.gov.ae</p> <p>Office Hour الساعة المكتبية Day: Thursday اليوم: From: 2.10pm من: To: 2:55 pm إلى:</p>	<p>Revision module 18</p> <ul style="list-style-type: none"> • Types of bond • Stability in bonding • Writing chemical formula and naming chemical compounds 	<ul style="list-style-type: none"> • Inspire e- platform • PowerPoints 	<p>Weekly Quiz on chemical bonding Pen paper test on Monday</p>
<p>Arabic اللغة العربية</p>	<p>المعلم أيمن الخولي 8F ,8E ,8B ayman.elkhoulia@ese.gov.ae</p> <p>Office Hour الساعة المكتبية Day: الخميس اليوم: From: 9:40 am من: To: 10:25 pm إلى:</p>	<ul style="list-style-type: none"> • التدريب على اختبار الكتابة • الميزان والذهب (قصة قصيرة) 	<ul style="list-style-type: none"> • حل منصة ألف • حل تدريبات الكتاب المدرسي • حل الأنشطة في LMS 	<p>الفاقد التعليمي مراجعة دروس النحو</p>
	<p>المعلم خالد الحورية 8A Khaled.Houriya@ese.gov.ae</p> <p>Office Hour الساعة المكتبية Day: الجمعة اليوم: From: 11:30 am من: To: 12:30 pm إلى:</p>	<ul style="list-style-type: none"> • التدريب على اختبار الكتابة (النص التفسيري) • الأساطير 	<ul style="list-style-type: none"> • حل منصة ألف • حل تدريبات الكتاب المدرسي • حل الأنشطة في LMS 	<p>الفاقد التعليمي مراجعة النحو والبلاغة (الفعل المضارع - فعل الأمر - التشبيه والاستعارة)</p>

اللغة العربية Arabic	<p>المعلم حمد الخليل 8G hamed.elkhalil@ese.gov.ae</p> <p>الساعة المكتبية Office Hour اليوم: الجمعة Day: من: 11:30 am From: إلى: 12:30 pm To:</p>	<ul style="list-style-type: none"> التدريب على اختبار الكتابة الميزان والذهب (قصة قصيرة) 	إتمام الأنشطة على بوابة التعلم الذكي	الفائد التعليمي مراجعة دروس النحو
	<p>المعلمة هناء 8D, 8C, 8H hana.alsuwaidi@ese.gov.ae</p> <p>الساعة المكتبية Office Hour اليوم: كل يوم خميس Day: من: 08:00 am From: إلى: 09:00 am To:</p>	<ul style="list-style-type: none"> انشطة كتابية تدريبية قبل الاختبار الكتابي الإمارات نبض روجي وقلبي مراجعة النحو منهج السابع 	<ul style="list-style-type: none"> حل منصة ألف حل تدريبات الكتاب المدرسي حل الأنشطة في LMS لمسار النخبة 	الفائد التعليمي (الصفة - المضاف والمضاف إليه)
التربية الإسلامية Islamic	<p>المعلمة مريم الحوسني Mariam-Sa.Alhosani@ese.gov.ae</p> <p>الساعة المكتبية Office Hour اليوم: الجمعة Day: من: 11:30 am From: إلى: 12:30 pm To:</p>	<ul style="list-style-type: none"> مراجعة الدروس كتابيا وشفويا 	<ul style="list-style-type: none"> حل جميع دروس ألف حل الواجب على الكتاب أنشطة الطالب مراجعة جميع ما سبق 	يرجى من جميع طلابي الاطلاع على الهيكل التعليمي ومراجعة الدروس
Social Studies + ME الدراسات الاجتماعية مالتربية الأخلاقية	<p>المعلمة أمل المهري amal.almehri@ese.gov.ae</p> <p>الساعة المكتبية Office Hour اليوم: الخميس Day: من: 9:00 am From: إلى: 9:30 am To:</p>	<ul style="list-style-type: none"> الإمارات عاصمة الإقتصاد الإسلامي 	<ul style="list-style-type: none"> استكمال حل الدرس في منصة ألف 	
Design & Technology التصميم والتكنولوجيا	<p>المعلمة رولا rola.mohamed@ese.gov.ae</p> <p>الساعة المكتبية Office Hour اليوم: Monday Day: من: 8:45 am From: إلى: 9:45 am To:</p>	<ul style="list-style-type: none"> ➤ Identify examples of Sway's impact in the classroom ➤ Practice creating a Sway 	LMS Activities	Project

Visual Art الفنون البصرية	المعلمة فاتن (بنين) faten.koussa@ese.gov.ae	توثيق فضائل شهر رمضان في أعمال فنية بأنامل طلاب مدرسة ياس من خلال رسم فنون العمارة الإسلامية ويمكن إضافة جماليات الخط العربي بأنواعه للعمل الفني		
	المعلمة جيهان (بنات) gehan.elhawy@ese.gov.ae	توثيق فضائل شهر رمضان في أعمال فنية بأنامل طالبات مدرسة ياس من خلال رسم فنون عمارة المساجد الإسلامية ويمكن إضافة جماليات الخط العربي بأنواعه للعمل الفني		
Music موسيقى	المعلم سلمان (بنين) Selmen.zenned@ese.gov.ae	مشروع الفصل الدراسي الثاني		
	المعلمة رحمة (بنات) Rahma.Mehrez@moe.gov.ae	مشروع الفصل الدراسي الثاني		
Physical & Health Education التربية الصحية والرياضية	Mr. Wassim (Boys) wassim.khouaja@ese.gov.ae	<ul style="list-style-type: none"> Lesson Topic: Volleyball - Set Learning Objective: Develops the set technique 	LMS Activities	
	Amal khader (Girls) amal.qundeel@ese.gov.ae	<ul style="list-style-type: none"> Lesson Topic: Volleyball - Set Learning Objective: Develops the set technique 	LMS	Swimming for girls please bring a swimsuit, towel, head cup and goggles.
Mandarin البرنامج الصيني	Ms. Shuai Li (Girls) Shuai.Li@ese.gov.ae Office Hour الساعة المكتبية Day: Tuesday اليوم: From: 10:40 am من: To: 11:40 am إلى:	<ol style="list-style-type: none"> Be able to complete the speaking test and pop quiz Be able to complete the tasks in the LMS to improve the mark. 	LMS-workbook	Complete the pop quiz and speaking test if you missed the exam last week
Mandarin البرنامج الصيني	Mr. Yi Zeng (Boys) Yi.Zeng@ese.gov.ae Office Hour الساعة المكتبية Day: Friday اليوم: From: 11:30 am من: To: 12:30 pm إلى:	<ol style="list-style-type: none"> Be able to complete the speaking test and pop quiz Be able to complete the tasks in the LMS to improve the mark. 	LMS-workbook	Complete the pop quiz and speaking test if you missed the exam last week



مؤسسة الإمارات للتعليم المدرسي
EMIRATES SCHOOLS ESTABLISHMENT

الجدول الزمني لامتحان نهاية الفصل الدراسي الثاني للعام الدراسي 2023/2022م

(للصفوف الخامس / السادس / السابع / الثامن) في المسارين العام والنخبة

Term 2 Exam Schedule for the Academic Year 2022/2023 (Grades 5/6/7/8) General and Elite Streams

اليوم والتاريخ Day & Date	الاثنين – الجمعة Monday – Friday 06 – 10 March 2023	الثلاثاء Tuesday 07/03/2023	الأربعاء Wednesday 08/03/2023	الاثنين Monday 13/03/2023	الثلاثاء Tuesday 14/03/2023	الاثنين Monday 20/03/2023	الثلاثاء Tuesday 21/03/2023	الأربعاء Wednesday 22/03/2023	الخميس Thursday 23/03/2023
المادة Subject		اللغة الانجليزية - كتابة English Writing	اللغة العربية - كتابة Arabic Writing	التربية الاسلامية Islamic Education	الدراسات الاجتماعية Social Studies	الرياضيات Mathematics	اللغة الانجليزية English	العلوم Science	اللغة العربية Arabic
مدة الامتحان Exam Duration	تسليم المهام والمشاريع النهائية لمواد المجموعة B Submission of assignments and final projects for Group B subjects	ساعة ونصف / one and a half hours				ساعتان / hrs.2			
زمن الامتحان Exam Timing		10:00 am - 8:30 am				10:30 am – 8:30 am			

Study Guide for ASP Classes				
Term	Week	Subject	Name of Teacher:	Classes:
2	10	Math	Mr. Hares	8E
Title of Lesson/ Unit/ Chapter:	Two-Dimensional Representations of Three-Dimensional Figures Precision and Accuracy Representing Measurements			
Key Vocabulary:	3D figures, area, perimeter, volume			
Resources:	LMS, REVEAL, KHAN ACADEMY			
Tutoring:	Monday - Friday			
Self- Guided Study/ Enrichment:	Cover the topics on module 10			
<ol style="list-style-type: none"> Two-Dimensional Representations of Three-Dimensional Figures Precision and Accuracy Representing Measurements 				

Study Guide for ASP Classes				
Term	Week	Subject	Name of Teacher:	Classes:
2	10	Math	Mr. Bibin	8F
Title of Lesson/ Unit/ Chapter:	Revision		Self- Guided Study/ Enrichment:	Students will be given homework to complete every Monday through Wednesday in order to prepare for the weekly quizzes. Also, students will be assigned differentiated questions on Khan Academy with differentiated tasks to review and practice their knowledge prior to the quiz.
Key Vocabulary:	Revision			
Resources:	Classkick, LMS, Desmos, Exam Coverage Sheet			
Revision				

Study Guide for ASP Classes

Term	Week	Subject	Name of Teacher:	Classes:
2	10	Math	Ms. Khadijah	8G & 8H
Title of Lesson/ Unit/ Chapter:	<p>Module 11 – Angles and Geometric Figures</p> <ul style="list-style-type: none"> • M11L7 – Precision and Accuracy • M11L8 – Representing Measurements 			
Key Vocabulary:	<ul style="list-style-type: none"> • Precision • Accuracy • Measurements 			
Resources:	LMS, MS Teams, PPT, Khan Academy, BrainPOP, OneNote, Textbook, Notebook			
Tutoring:	On Monday on LMS during lesson for targeted students.			
Self- Guided Study/ Enrichment:	Students will be given tasks to complete every Wednesday in LMS in order to prepare for the weekly quizzes. Also, students will be assigned differentiated questions on Khan Academy (90 mins) with differentiated tasks to review and practice their knowledge prior the quiz on Friday.			
<ul style="list-style-type: none"> • Determine the levels of precision and accuracy in real-world scenarios. • Calculate the approximate error of measurements. • Choose the appropriate level of accuracy of measurements when reporting quantities. • Determine the correct number of significant figures in recorded measurements. • Round measurements to the correct number of significant figures. 				

Study Guide for ASP Classes

Term	Week	Subject	Name of Teacher:	Classes:
2	10	Science	Mr. Prabhu	8E, 8F, 8G, 8H
Title of Lesson/ Unit/ Chapter:	<ul style="list-style-type: none"> • Revision module 18 • Types of bond • Stability in bonding • Writing chemical formula and naming chemical compounds 		Resources:	<ul style="list-style-type: none"> • https://www.liveworksheets.com/nq2496077in • https://www.liveworksheets.com/mm1276420kj • https://www.liveworksheets.com/tg1318634hf
Key Vocabulary:	<ul style="list-style-type: none"> • Valence, octet, covalent, ionic bond, 		Tutoring:	<ul style="list-style-type: none"> • https://www.liveworksheets.com/ux3207071mj
Self- Guided Study/ Enrichment:	<ul style="list-style-type: none"> • Use Lewis dot structures to show the covalent bonding in the following pairs of elements. Once you have determined the structure for the molecule, write its structural formula in the space provided; use a dash to represent a shared pair of electrons, and dots to show unshared electrons. 			

1. If atom A loses electrons to atom B, a. how many electrons will atom A lose? b. how many electrons will atom B gain? c. what will be the charge of atom A? d. what will be the charge of atom B? e. what will be the total charge of the compound formed?
2. An atom that has gained or lost electrons is called a (n).
3. An atom is when its outer energy level is filled with electrons.
4. A (n) tells what elements make up a compound and the ratios of the atoms of those elements.
5. A molecule that has a positive end and a negative end is a(n) molecule.
6. A bond that forms between atoms when they share electrons is a(n) bond.
7. A positive or negative number that is assigned to an element to show its combining ability in a compound is a(n)
8. An ion that has a positive charge is called a(n) .
9. When an atom gains an electron, it is called a(n) .
10. The force of attraction between the opposite charges of the ions in an ionic compound is a(n) .
11. Molecules that do not have oppositely charged ends are molecules.
12. A (n) is formed when atoms gain, lose, or share electrons

Study Guide for ASP Classes

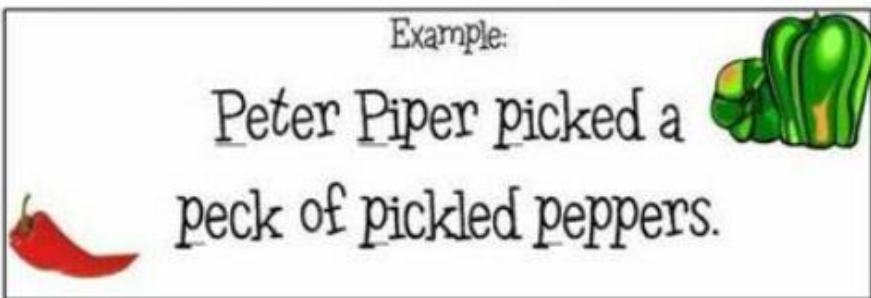
Term	Week	Subject	Name of Teacher:	Classes:
2	10	English	Ms. Meryl	8E, 8F, 8G, 8H
Title of Lesson/ Unit/ Chapter:	Chapter 5: Make Yourself at Home Chapter 6: Multicultural Communities			
Key Vocabulary:	impossible informal apartment utilities politeness consideration multicultural energetic impression answering			
Resources:	Padlet, Notebook, Computers, LMS, Microsoft Teams, PPT, Online Worksheets, Smartboard, Stationery, Textbooks.			
Tutoring:	Mondays (during the day) for learners who require assistance			
Self- Guided Study/ Enrichment:	Students will be given tasks every Wednesday to complete during the lesson in LMS to prepare for the weekly quizzes. Learners will also be assigned differentiated questions on Teams or Class Dojo. This will prepare them for their quiz on Thursday or Friday.			

Alliteration

The use of the same beginning
consonant sound in a line or verse.

Example:

Peter Piper picked a
peck of pickled peppers.



Alliterations

Platypus play pokey picking popcorn.

Cockatoo cooks crazy cold crocodiles.

Koala kicks kind kid's kites.

Numbats nip nippy nightly neighbours.

Lazy leaping lizards like liking luscious lollipops.

Possums pick precious poisonous purple prickly

pineapples.

Woolly wombat waters watery watermelons.

Kind Kangaroo kicks kid's kiddie kites.

Kool Kookaburras kick kind kids.

